

# gardens OPEN

## Shropshire Historic Churches Trust Gardens 2023

PLEASE CHECK OUR WEBSITE  
For GARDEN DESCRIPTIONS & DIRECTIONS  
Look out for the bright green signs!  
[www.shropshirehct.org.uk](http://www.shropshirehct.org.uk) 

### FEBRUARY




---





- 19th **EYTON HALL SNOWDROP WALK** (map no. 1)  
Eyton Upon the Weald Moors, Eyton TF6 6ET.  
1-4pm.  
Carpets of snowdrops blanket the woodlands which feature mature specimen evergreen and broadleaf trees such as Sequoia giganteum, oak and hornbeam. The newly restored Victorian era landscape also features a walled garden, parkland and a lake.  
**Directions:** Off A442, 1/4 mile north of the Shawbirch Roundabout, signposted Eyton/St. Catherine's Church.  
**Church:** St Catherine's (open)  
  (Plants, seeds and Jams for sale)  WC.  
 £5

### MAY



---

- May **PRIVATE VISIT  
HOMELEIGH** Chirbury. SY15 6UD.  
May, June and July. £7.50 includes tea and cake. Max of 10 visitors. Unsuitable for wheelchairs.  
Medium sized wildlife garden, therefore not manicured but care taken to keep it under control! Lots of roses and other scented flowers, butterfly and bee plants. Lots of birds including resident parrot.  
  WC  
Contact: [slowik.caroline@gmail.com](mailto:slowik.caroline@gmail.com)
- 7th **GREDDINGTON** (map no. 2)  
Hanmer, Whitchurch SY13 3DQ.  
2-5pm.  
Trees and shrubs of interest mostly labelled in a mature garden. Extensive planting of Quercus in the park grown from acorns collected around the world.  
**Directions:** A539 to Hamner, bypass village, small NFU bungalow on left, 3 cottages on left before lodge beside large black gates on left. Road bending right.  
**Church:** St Chad's (open)

 (Cakes and tea)  WC  £6  
*Available for private visits April/May, see 'Private Visit' for details.*

- 14th **THE CITADEL** (map no. 3)  
Weston-Under-Redcastle, Shrewsbury. SY4 5JY.  
2-5pm.  
4 acres with paths over a central sandstone mound. Rhododendrons, Azaleas and Acers abound beneath a canopy of mature trees. Walled potager. Victorian thatched summerhouse with views to the Welsh mountains.  
**Directions:** 1/4 of a mile out of the village of Weston-under-Redcastle on the road to Hodnet.  
**Church:** St Luke's (open)  
   WC  £5  
*Available for private visits May - June, see 'Private Visit' for details.*

- 16th - **PRIVATE VISIT**  
18th **A WELLINGTON GARDEN**  
Telford Road. TF1 2EN.  
May 16th, 17th, 18th.  £10 includes afternoon tea. Group size maximum 6. Small courtyard garden with raised beds and packed with interest.  
  WC  
Contact: [s.james311@icloud.com](mailto:s.james311@icloud.com)

- 21st **STOKESAY COURT** (map no. 4)  
Onibury, Craven Arms. SY7 9BD.  
2-5pm.  
20 acre grounds laid out in 1892 by E.H. Milner over earlier landscaping, including a lake, fountain and grotto, fine Rhododendrons, arboretum, pools and cascades, woodland walks and remains of the Victorian plant houses.  
**Directions:** Off A49, south of level crossing at Onibury on western side.  
**Church:** St Michael's (open)  
 (Shepherd's Hut), WC  £5

- 28th **NEW BURCOT MANOR** (map no. 5)  
Wrockwardine, Wellington TF6 5DW.  
2-5pm.  
The garden wraps around the Manor house with views to the Wrekin. Walnut field, woodland walk, herbaceous borders and shrubs, "A Yew Round". Kitchen garden, possibly with Hens, Fruit orchard including medlars and quince and a "fairy path" for children.  
**Directions:** From old A5, up Burcot Lane, and just past barn conversions turn right down the far side of them down tarmac drive. Halfway down the Tarmac drive car park entrance on right in field.  
**What3Words link:** [shorthand.dinosaur.stray](https://www.what3words.com/shorthand.dinosaur.stray)  
**Church:** St Peter's, Wrockwardine (TBC)  
 (Cakes and tea)   WC  £5  
*Available for private visits June, see 'Private Visit' for details.*

## JUNE

- June **PRIVATE VISIT**  
**HOMELEIGH** Chirbury. SY15 6UD.  
May, June and July. £7.50 includes tea and cake. Max of 10 visitors. Unsuitable for wheelchairs.  
Medium sized wildlife garden, therefore not manicured but care taken to keep it under control! Lots of roses and other scented flowers, butterfly and bee plants. Lots of birds including resident parrot.  
☕ 🐾 WC  
Contact: [slowik.caroline@gmail.com](mailto:slowik.caroline@gmail.com)
- 4th **ARVON CENTRE (THE HURST)** (map no. 6)  
Clunton. SY7 0JA.  
2-5pm.  
Playwright John Osborne's former home, set in 26 acres of the South Shropshire AONB, with stunning views of the Clun Valley. Gardens include Bluebell woods, magnificent Coast Redwoods, 19th century dovecote, heritage orchard, meadow, saw mill pond, 18th century kitchen garden and extensive Rhododendron and Azalea walk. Children welcome.  
**Directions:** 8 miles west of Craven Arms on B4368 between Clunton and Clun, one mile beyond Clunton sharp bend take driveway on left. From Clun take Craven Arms road one mile bend on right.  
☕ 🌿 WC ♿ (very limited). 📄 £6
- 7th **WESTWOOD HOUSE** (map no. 7)  
Oldbury, Bridgnorth WV16 5LP.  
**NB. Wednesday! An Evening Opening with Pimm's in the Garden** 5pm-8pm.  
A country garden 2 miles from Bridgnorth. Slightly elevated sunny aspect with fine views, designed for family enjoyment. Roses, pool garden, lawn tennis court, vegetables & woodland walks. Organic wherever possible.  
**Directions:** Take the Ludlow Road B4364 out of Bridgnorth. Go past the Punch Bowl Inn, then take the next turning on the left. Westwood House will be signposted on the right.  
**What3Words link:** ranged.ivory.terribly  
**Church:** St Nicholas (open)  
☕ (Pimm's will be served. Picnics encouraged!)  
🌿 ♿/WC (some steps) ♿ (partial). 📄 £5
- 8th - 10th **PRIVATE VISIT**  
**A WELLINGTON GARDEN**  
Telford Road. TF1 2EN.  
June 8th, 9th, 10th. 📄 £10 includes afternoon tea. Group size maximum 6.  
Small courtyard garden with raised beds and packed with interest.  
☕ 🐾 WC  
Contact: [s.james311@icloud.com](mailto:s.james311@icloud.com)
- 10th **THE LEASOWES** (map no. 8)  
Cound, Shrewsbury. SY5 6AF.  
**NB. Saturday!** 10am-5pm.  
10 acres of formal gardens and an arboretum of 700 unusual trees and shrubs around 6 inter connected ponds planted with roses and rhododendrons.  
**Directions:** On the Cressage straight 1 mile north west of Cressage on the A458. Follow signs to Oakleys.  
**Church:** Cound (open)  
☕ WC ♿ (partial). 📄 £5  
**Available for private visits April - November, see 'Private Visit' for details.**
- 11th **EATON CONSTANTINE & GARMSTON GARDEN TRAIL** (map no. 9)  
Eaton Constantine, SY5 6RG.  
11am-4pm.  
"Selection of gardens, some new, from small to large to inspire, some with far reaching views, water features and vegetable plots. Look out for Hobbits!" Nestled under the Wrekin, take in the beautiful views across Wenlock Edge to the east and the Shropshire Hills to the west. Recommended!  
**Directions:** Tickets available from Eaton Constantine Village Hall. Eaton Constantine is a village in the shadow of the Wrekin. Turn off the Ironbridge Road at the Cressage Eaton Constantine Crossroads. The Church is sign posted as you come into the Village.  
**What3Words link:** [yoga.pizza.massaged](https://www.what3words.com/yoga.pizza.massaged)  
**Church:** St Mary's (open, with rare 1847/8 listed closed pews.)  
☕ (in the Village Hall) 🌿 (plants & cakes) 🐾 ♿/WC ♿. 📄 £6
- 18th **HARLEY VILLAGE GARDEN TRAIL** (map no. 10)  
The trail includes 12 Open Gardens. Details with organiser.  
11am-5pm.  
12 Gardens of varying sizes with beautiful views of Wenlock Edge.  
**Directions:** Harley Village is situated off the A458 between Cressage and Much Wenlock. In the middle of the village off road and signposted. Disabled parking only at the Village Hall. Tickets may be purchased from the car park.  
**Church:** St Mary's (open)  
☕ (Refreshments will be served at the Village Hall between 11am and 4.30pm to include tea, coffee and squash, a selection of sandwiches and homemade cakes.) 🌿 🐾 ♿/WC (at the Village Hall) ♿ (partial). 📄 £6
- 18th **BISHOPS CASTLE GARDEN TRAIL** (map no. 11)  
1pm-5pm.  
Selection of gardens, some new, from small to large to inspire, some with far reaching views, water features and vegetable plots.  
**Directions:** Tickets from Church lych gate, plenty of parking in the town. Main car park at Auction Yard, Station Street.  
**Church:** St John the Baptist (open)  
☕ 🌿 🐾 (Dogs allowed in some gardens)  
♿/WC (in the town) ♿ (partial). 📄 £6

23rd **NEW GATLEY PARK** (map no. 12)  
Leinthall Earls, Leominster, HR6 9TT.  
2-5pm. **NB. Friday!**  
Jacobean former hunting lodge sits in a dramatic position overlooking wooded valley. The partially walled garden features falling terraces behind the house with knot garden and parterres. There is also a double yew alley and other topiary. The mixed borders contain a good collection of roses and is designed to provide colour over a long season. The woodland garden is a work in process and was inspired by a sculpture by Scottish artist Leonie Gibbs. Other contemporary sculptures are dotted throughout the garden.  
**Directions:** In hamlet of Leinthall Earls (post code HR6 9TR) either turn left if coming in past Leinthall Quarry or if arriving via Richards Castle or Yatton pass the telephone box on the left and 50 yards later take a right through stone pillars marked Private Road. House is nearly a mile up this drive.  
**What3Words link:** swing.rationing.pixies  
**Church:** St Andrews (open)  
☕ (teas & cakes) 🐾 WC. 📄 £6

25th **CLEE ST MARGARET GARDEN TRAIL**  
(map no. 13)  
11am-4pm.  
A trail around this delightful village with a selection of garden sizes and planting styles and some new gardens. Perennials, roses, produce, woodland, terraced and streamside areas. Including the conservation area of the village and views of Brown Clee Hills.  
**Directions:** Approach the village via Stoke St Milborough, Abdon or Bouldon. Tickets available from Clee St Margaret Village Hall, SY7 9DT.  
**What3Words link:** interviewer.projects.eaten  
**Church:** St Margaret's (open)  
☕ (teas & cakes) ♿/WC (in the Village Hall)  
♿ (partial). 📄 £6

## JULY

---

July **PRIVATE VISIT**  
**HOMELEIGH** Chirbury. SY15 6UD.  
May, June and July. £7.50 includes tea and cake. Max of 10 visitors. Unsuitable for wheelchairs.  
Medium sized wildlife garden, therefore not manicured but care taken to keep it under control! Lots of roses and other scented flowers, butterfly and bee plants. Lots of birds including resident parrot.  
🐾 WC  
Contact: [slowik.caroline@gmail.com](mailto:slowik.caroline@gmail.com)

2nd **MUCH WENLOCK GARDEN TRAIL** (map no. 14)  
12-5pm.  
A variety of town and cottage gardens including some new ones.  
**Directions:** New Rd car park off Smithfield road TF13 6EQ. Public toilets (Free) nearby across Smithfield road at Queen street bus station

Falcons Court car park off St Mary's Lane (3 disabled spaces and toilets TF13 6BF. ) Back Lane carpark TF136AB. Wenlock Priory TF13 6HS – pay and display. Tickets available from outside church in The Penny Farthing shop, the Square.  
**Church:** Holy Trinity (open)  
☕ 🐾 (Plants, books and jigsaws) 🐾 (allowed in some gardens) ♿/WC (in the town) ♿ (partial). 📄 £6

8th **BITTERLEY COURT** (map no. 15)  
Bitterley, Nr. Ludlow, Shropshire SY8 3HL.  
**NB. Saturday!** 11am-5pm.  
Bitterley Court, Georgianised by Thomas Pritchard in 1780, sits on the side of Clee Hill with beautiful views towards Ludlow and up to Titterstone Clee. This 8-acre garden features many specimen trees, topiary, woodland walk and developing fernery. The kitchen garden, dating back in earliest records to 1766, flourishes today growing an array of heritage vegetables, fruit and cut flowers. St. Mary's church is accessed through the garden gate, tours available.  
**Directions:** Off A4117 from Ludlow take second left to Bitterley. From Kidderminster take first turning right to Bitterley. Through main gates and into The Park.  
**What3Words link:** blissful.attention.unite  
**Church:** St Mary's (open) church tours available.  
☕ (Teas and light lunches) 🌿 (Plant and fresh produce stalls) 🐾 WC ♿ (partial). 📄 £6

9th **SAMBROOK MANOR AND GARDEN TRAIL**  
(map no. 16)  
Sambrook, Newport. TF10 8AL.  
12 noon-5pm.  
Deep colourful, well-planted borders offset by sweeping lawns surrounding an early C18 manor house (not open). Wide ranging herbaceous planting with roses to enjoy. The arboetum below the garden, with views across the river has been further extended with new trees. The waterfall and Japanese garden are now linked with a rill. There are more lovely Gardens to enjoy in the village.  
**Directions:** Between Newport and Ternhill 1 mile off A4 in the village of Sambrook. Tickets and Teas available from Sambrook Manor.  
☕ 🐾 WC ♿ (partial). 📄 £6  
**Available for private visits May - September, see 'Private Visit' for details.**

30th **HOPE BOWDLER OPEN GARDENS** (map no. 17)  
The Manor, Hope Bowdler, Church Stretton Shropshire SY6 7DD.  
1pm-5pm.  
A variety of village gardens both in size and maturity with contrasting ares and several with water features. One garden has been in existence since the late 1800s and another established in the last few years.  
**Directions:** Tickets at village hall, turn off B4371 towards Soudley and it is a little way along on the left. Layby is on B4371 on left as

you come down the hill into the village from Church Stretton.

**What3Words link:** skies.throw.kinks

**Church:** St Andrew's (open)

☕ (in the Village Hall) 🐕 🐾 (Dogs allowed in some gardens) ♿/WC ♿ (partial). 💷 £6

## AUGUST

- 6th **CARDINGTON GARDEN TRAIL** (map no. 18)  
Cardington. SY6 7JZ.  
12-6pm.  
A series of gardens of various styles and plantings, featuring ponds and woodland, wild flower meadow, traditional cottage gardens and courtyard gardens. All set in the charming village of Cardington amid the South Shropshire Hills.  
**Directions:** Tickets and visitor guide available from the car park. Head for village signed from A49 and B4371 post code SY6 7JZ and follow the signs in the village for car park.  
**Church:** St James (open)  
☕ (Light refreshments) 🐕 🐾 (allowed in some gardens) ♿/WC (at village hall), ♿ (partial).  
💷 £6

## SEPTEMBER

- 10th **PREEN MANOR GARDENS** (map no. 19)  
Church Stretton. SY6 7LQ.  
2-5pm.  
A fine historical and architectural six acre garden on the site of a Cluniac priory and Norman Shaw mansion. A plantsman's garden developed over the last 40 years on the slope of the hillside with views over parkland and Ape Dale to Wenlock edge. Compartmentalised with large variety of garden rooms on several levels including potager, chess garden and fernery. Grade 2 listed long wall above formal terraces and canal garden. Fine box, yew, beech and hornbeam hedges throughout. Stream with water garden and woodland walks. Church is open with possibly Europe's oldest yew in grave yard.  
**Directions:** Preen village, SY6 7LQ, and well sign- posted on the day.  
**What3Words link:** departure.balancing.thumps  
**Church:** St John the Baptist (open)  
☕ 🐕 🐾 WC ♿ (partial). 💷 £6

- ☕ TEAS  
🌿 PLANT STALL  
🐕 NO DOGS (EXCEPT GUIDE DOGS)  
If not stated, dogs allowed on lead  
WC TOILET NOT WHEELCHAIR ACCESSIBLE  
♿/WC TOILET, WHEELCHAIR ACCESSIBLE  
♿ WHEELCHAIR access to at least the main garden features

- NEW** NEW GARDENS TO THE LIST  
☺ CHILDREN: Under 16s free unless price mentioned  
💷 PAYMENTS in cash

## SHCT PRIVATE VISITS...

Please contact the garden owner direct to arrange a Private Visit.

### THE LEASOWES

Count, Shrewsbury. SY5 6AF.

April - November. 💷 £10 includes refreshments. Group size maximum 15.

10 acres of formal gardens and an arboretum of 700 unusual trees and shrubs around 6 inter connected ponds planted with roses and rhododendrons.

☕ WC ♿ (partial).

Contact: [rjbbland1@outlook.com](mailto:rjbbland1@outlook.com)

**GREDDINGTON** Hanmer, Whitchurch SY13 3DQ.

April/May. 💷 £6 for the visit or £8.50 visit and Tea and Cake.

Group size minimum 6 and maximum 30/40.

Trees and shrubs of interest mostly labelled in a mature garden. Extensive planting of Quercus in the park grown from acorns collected around the world.

☕ (Cakes and tea) 🌿 WC ♿

Contact: [sallykenyon@icloud.com](mailto:sallykenyon@icloud.com)

**A WELLINGTON GARDEN** Telford Road. TF1 2EN.

May 16th, 17th, 18th and June 8th, 9th, 10th. 💷 £10 includes afternoon tea. Group size maximum 6.

Small courtyard garden with raised beds and packed with interest.

☕ 🐕 WC

Contact: [s.james311@icloud.com](mailto:s.james311@icloud.com)

### THE CITADEL

Weston-Under-Redcastle, Shrewsbury. SY4 5JY.

May - June. 💷 £10 includes refreshments. Group size minimum 12 and maximum 20.

4 acres with paths over a central sandstone mound. Rhododendrons, Azaleas and Acers abound beneath a canopy of mature trees. Walled potager. Victorian thatched summerhouse with views to the Welsh mountains.

☕ 🌿 🐕 WC ♿ (partial).

Contact: [sylviabev@googlemail.com](mailto:sylviabev@googlemail.com)

### SAMBROOK MANOR AND GARDEN TRAIL

Sambrook, Newport. TF10 8AL.

May - September. 💷 £7.50 includes tea and cake. Group size maximum 30.

Deep colourful, well-planted borders offset by sweeping lawns surrounding an early C18 manor house (not open). Wide ranging herbaceous planting with roses to enjoy. The arboetum below the garden, with views across the river has been further extended with new trees. The waterfall and Japanese garden are now linked with a rill.

☕ 🌿 WC ♿ (partial).

Contact: **07944 756611**

[eileengran@hotmail.com](mailto:eileengran@hotmail.com)

**HOMELEIGH** Chirbury. SY15 6UD.

May, June and July. 💷 £7.50 includes tea and cake. Max of 10 visitors. Unsuitable for wheelchairs.

Medium sized wildlife garden, therefor not manicured but care taken to keep it under control! Lots of roses


and other scented flowers, butterfly and bee plants.  
Lots of birds including resident parrot.

 WC

Contact: [slowik.caroline@gmail.com](mailto:slowik.caroline@gmail.com)

### **NEW BURCOT MANOR**

Wrockwardine, Wellington TF6 5DW.

June.  £7.50 includes refreshments. Group size minimum 6 and maximum 10.

The garden wraps around the Manor house with views to the Wrekin. Walnut field, woodland walk, herbaceous borders and shrubs, "A Yew Round". Kitchen garden, possibly with Hens, Fruit orchard including medlars and quince and a "fairy path" for children.

 WC  (partial).

Contact: [macdonald45@btinternet.com](mailto:macdonald45@btinternet.com)